



Machine Learning Insights into the Influence of Carbon Nanotube Dimensions on Nanocomposite Properties: A Comprehensive Exploration

Atefeh Zarei ^a, Ashkan Farazin ^{b, *}

^a School of Systems and Enterprises, Stevens Institute of Technology, Hoboken, NJ, USA

^b Department of Mechanical Engineering, Stevens Institute of Technology, Castle Point on Hudson, Hoboken, New Jersey 07030, USA

Abstract

Multiscale modeling (MM) has broadened its scope to encompass the calculation of mechanical properties, with a particular focus on investigating how the dimensions of single-walled carbon nanotubes (SWCNTs), specifically their diameters, affect the mechanical properties (Longitudinal and Transverse Young's modulus) of simulated nanocomposites through Molecular Dynamics (MD) simulations. The MD method was employed to construct nanocomposite models comprising five different SWCNTs chiralities: (5, 0), (10, 0), (15, 0), (20, 0), and (25, 0), serving as reinforcements within a common Polymethyl methacrylate (PMMA) matrix. The findings indicate a correlation between the SWCNT diameter increase and enhancements in mechanical and physical properties. Notably, as the diameter of SWCNTs increases, the density, Longitudinal Young's modulus, Transvers Young's Shear modulus, Poisson's ratio, and Bulk modulus of the simulated nanocomposite transition from (5, 0) to (25, 0) by approximately 1.54, 3, 2, 1.43, 1.11, and 1.75 times, respectively. To corroborate these results, stiffness matrices were derived using Materials Studio software.

Keywords: Molecular dynamics simulation, Mechanical properties, Polymethyl methacrylate, single walled carbon nanotubes

1. Introduction

Molecular dynamics simulation is a powerful computational technique used to study the behavior of atoms and molecules over time. It employs Newton's laws of motion to track the positions and velocities of particles in a system, allowing researchers to simulate the dynamic evolution of molecular systems under various conditions. By numerically solving the equations of motion for a system of interacting particles, molecular dynamics simulations provide insights into the structural, thermodynamic, and kinetic properties of materials at the atomic scale [1-3]. Recently, nanostructured materials, particularly carbon nanotube (CNT)-reinforced nanocomposites, have garnered attention as a novel generation of materials among researchers [4, 5]. CNTs possess exceptional properties including

* Corresponding author. Ashkan Farazin.
E-mail address: afarazin@stevens.edu

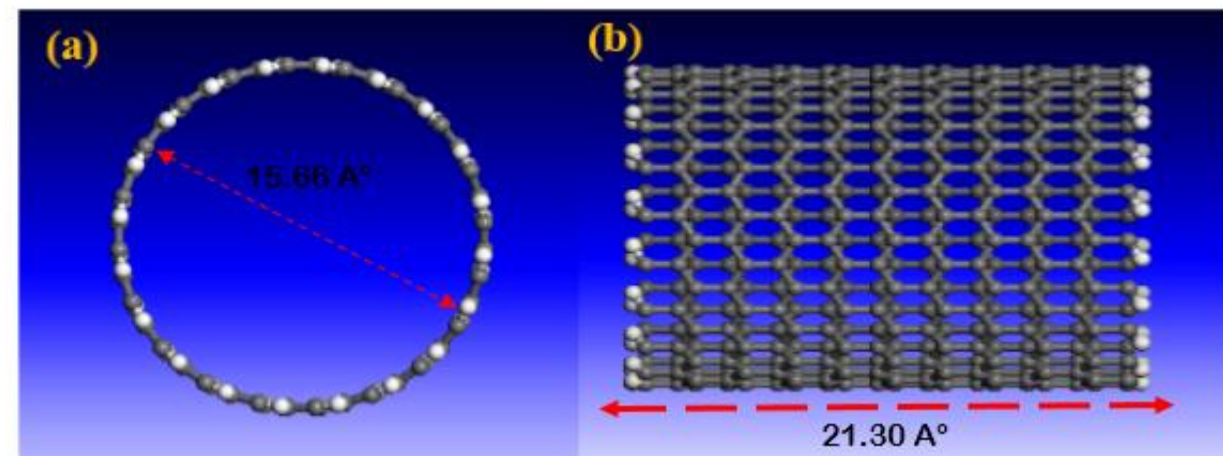
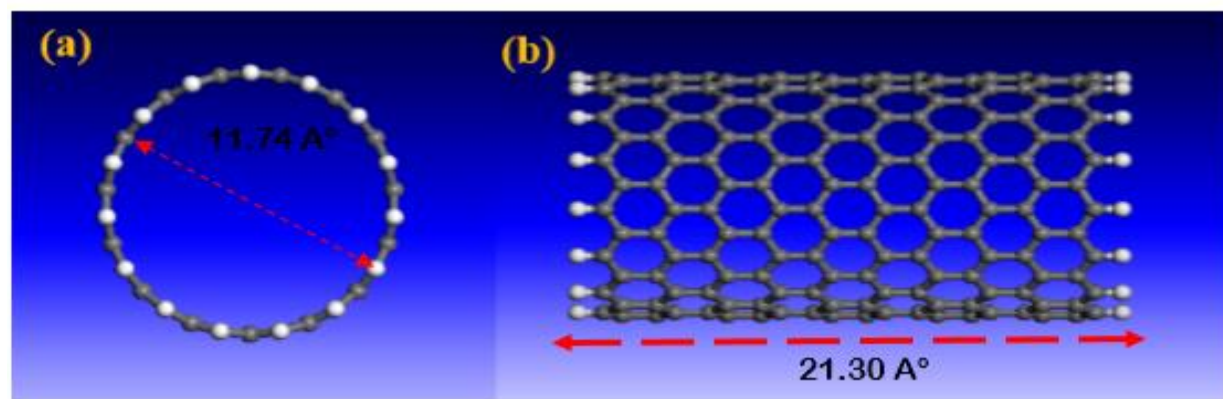
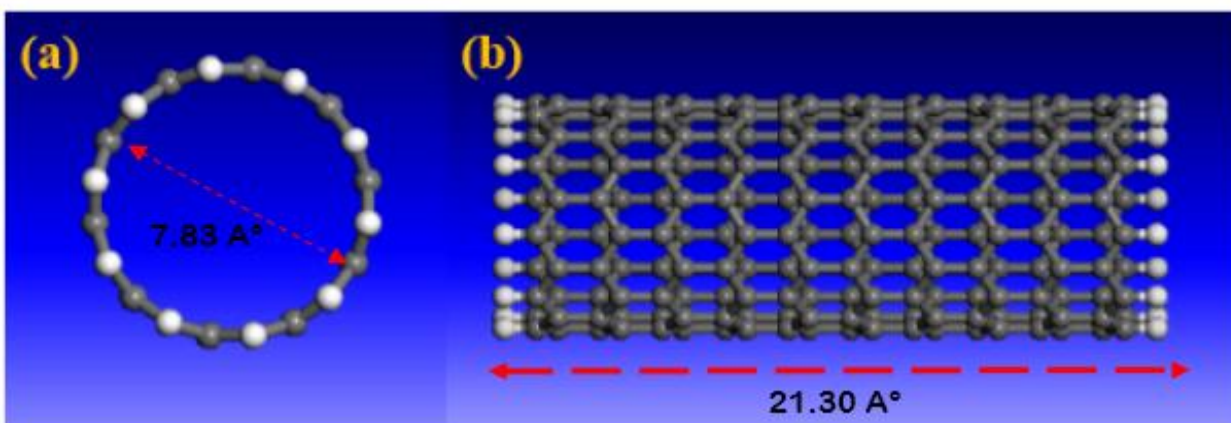
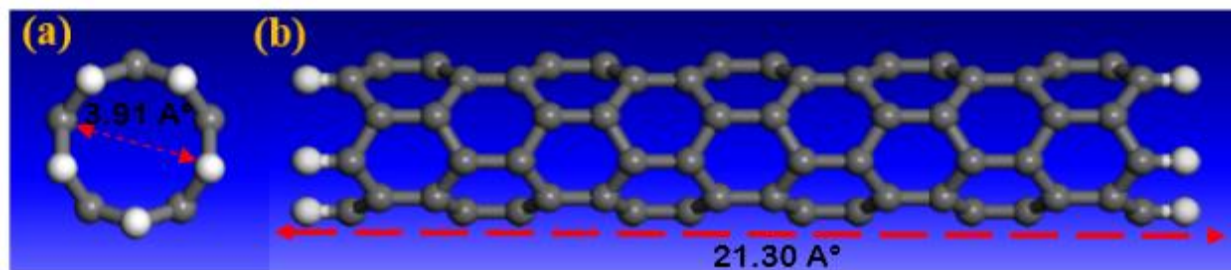
high stiffness, strength, and thermal and electrical conductivity, rendering them ideal candidates for polymer-based nanocomposites [6]. The mechanical properties of such nanocomposites are affected by various parameters such as the size, distribution, orientation, and morphology of the reinforcement [7-10]. In CNT-reinforced composites, factors like chirality and aspect ratio significantly influence elastic properties such as Young's modulus [11]. Atomistic and multiscale modeling (MM), particularly employing molecular dynamics (MD) simulations, have been instrumental in predicting the physical and mechanical properties of thermoset polymeric structures [12-16]. Several studies have utilized MD to model nanocomposite samples at the nanoscale [17-19]. For instance, Mahboob and Islam investigated the mechanical properties of CNT-reinforced polyethylene (PE) composites using MD, revealing a decrease in Young's modulus with increasing defects in the CNTs [20]. Arash et al. [21] explored the mechanical properties of CNT/poly (methyl methacrylate) (PMMA) composites via MD, analyzing the effects of CNT aspect ratio on Young's modulus using the Mori-Tanaka (MT) method. Al-Haik et al. [22] examined how CNT construction influences radiation-induced damage in composites based on PE and single-walled carbon nanotubes (SWCNTs) with different chiralities using MD. Despite the exceptional mechanical properties attributed to CNTs, experimental results have shown only modest improvements in the effective elastic moduli of nanocomposites, which could be attributed to CNT agglomeration. Shi et al. [23] proposed an analytical method to study the effects of CNT agglomeration on nanocomposite elastic properties using the MT method, suggesting that increased agglomeration could lead to a significant decrease in Young's modulus. While MD is a potent method for nanoscale material modeling and simulation, it is limited by its applicability to small sizes [24-27]. To address this limitation, multiscale methods have been developed. Typically, multiscale modeling involves two main steps: atomistic simulation at the nanoscale and continuum methods such as micromechanics or finite element methods (FEM) at the micro or macroscale. Odegard et al. [28] introduced the effective fiber method for modeling polymer-based nanocomposites reinforced with CNTs, combining molecular computations with continuum methods to examine elastic behavior across different scales.

This paper presents a comprehensive study of how carbon nanotube dimensions affect the mechanical properties of nanocomposites using the MD method. Simulated nanocomposite models comprising five SWCNT case studies with different chiralities [(5, 0), (10, 0), (15, 0), (20, 0), and (25, 0)] as reinforcement, along with Polymethyl methacrylate (PMMA) as the matrix, were created using MD. The total weight of the nanocomposite is assumed to be 8 grams, with 2 grams allocated to SWCNTs as reinforcement.

2. Materials and Methods

2.1. Software, Force Field, and Simulation steps

In this article Materials Studio 6.0 has been used for carrying out the molecular (MDs) simulation. To study mechanical properties (Longitudinal and Transverse Young's modulus) of armchair SWCNTs with different chiralities (5, 0), (10, 0), (15, 0), (20, 0) and (25, 0) with diameter of 3.91, 7.83, 11.74, 15.66 and, 19.57 Å and the same length of 21.30 Å for each five case study as shown in Fig. 1 have been used respectively. To avoid the influences of unsaturated boundary conditions, both the ends of CNT were terminated by hydrogen atoms. It is the most common force field, has been applied for defining the inter and intra-molecular atomic interactions. The ensemble of NVE reveals that the sum of kinetic (KE) and potential energies (PE) is conserved, T and P are unregulated, and N, V, and E denote a constant number, volume, and energy, respectively. At this step, the simulation box is placed at a temperature of 300 K under NVE. The simulation time is considered 100 ps. NVT represents that temperature (T) is regulated via a thermostat, which typically adds a degree of freedom to the conserved Hamiltonian; KE and PE are included in the Hamiltonian; P is unregulated. At this part, the simulation box is set at a temperature of 300 K under NVT. The initial density of the system (0.9gr / cm³) is assumed to allow molecules and atoms to be displaced to move towards optimal mode. The simulation time considered 100 ps. NPT is like NVT, but the pressure (P) is regulated. Density is one of the physical properties that is considered in atomic modeling. It defines the accuracy of the density of the atoms in equilibrium. If the atomic modeling path is followed correctly, the density of the atomic system is expected to be close to the actual density of the system in comparison to the macro. Furthermore, it is assumed that after the simulation time the amount of any quantity attributed to the system of atoms, including the converged density of the solution fluctuations, will decrease over time. At this point, the system is pressurized at atmospheric pressure 1 at a temperature of 300 K under a constant NPT to close the system density to the actual density. NPT can also eliminate system tensions. The simulation time at this stage is considered 100 ps.



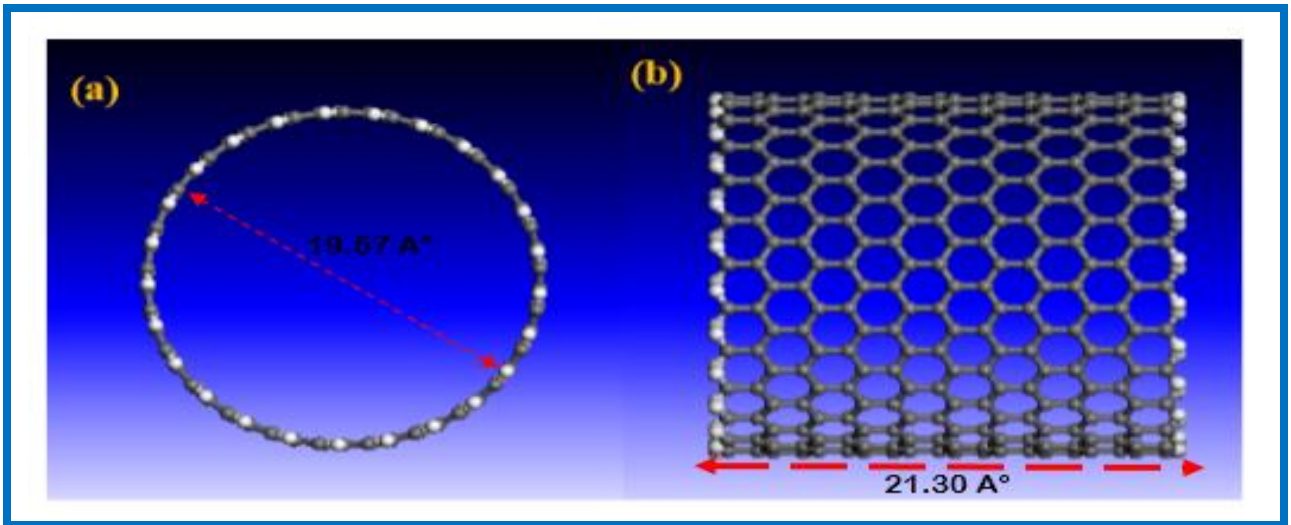


Fig. 1. The view of (a) diameter (b) length of armchair SWCNTs with 5 repeat units in Materials Studio software

A single chain of the polymer, consisting of 50 chain length of Polymethyl methacrylate (PMMA), a widely used synthetic thermoplastic polymer has been used as a matrix as shown in Fig. 2. Condensed Phase Optimized Molecular Potential for Atomistic Simulation Studies (COMPASS). PMMA as the matrix material in this study likely stems from its desirable combination of mechanical properties, thermal stability, processability, transparency, chemical resistance, and biocompatibility, making it a versatile and relevant choice for investigating the influence of carbon nanotube dimensions on nanocomposite properties.

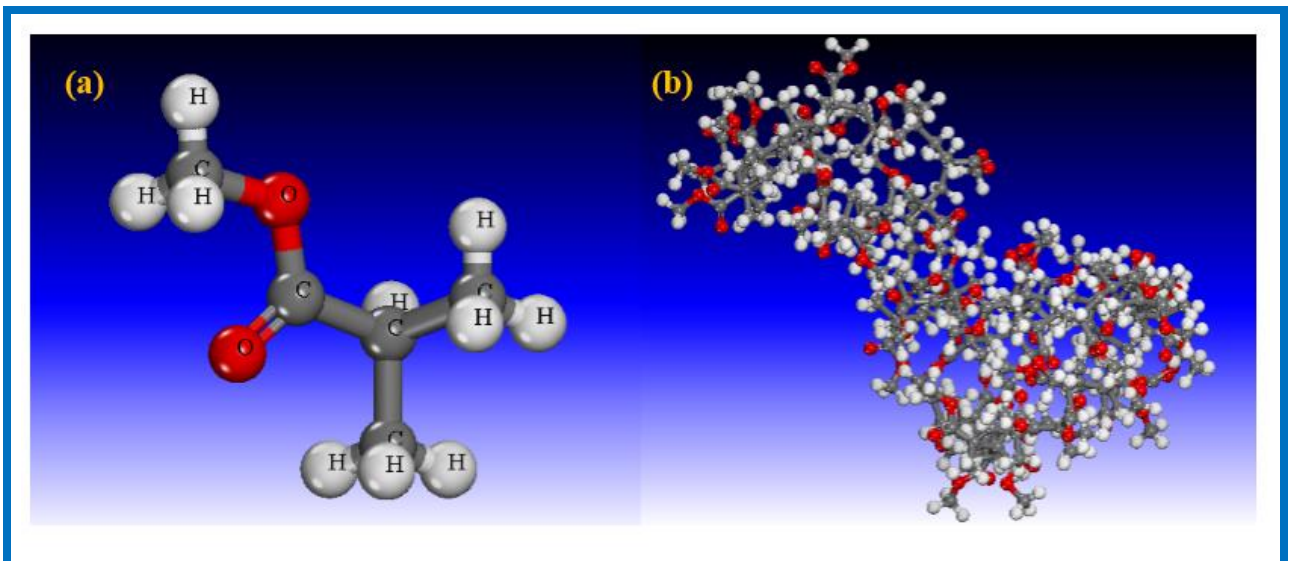


Fig. 2. (a) A monomer of PMMA (b) A polymer of PMMA with 50 chain length

The following steps have been taken to complete the MDs method for obtaining mechanical and physical properties as shown in Fig. 3.

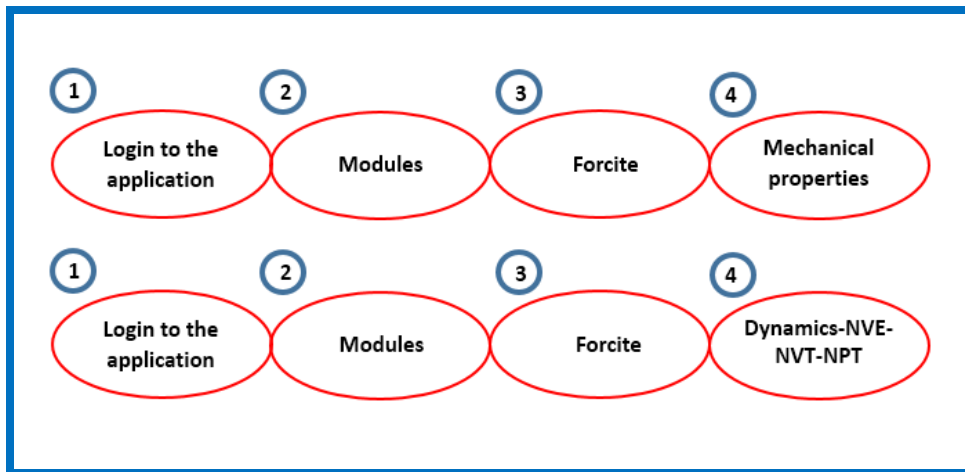
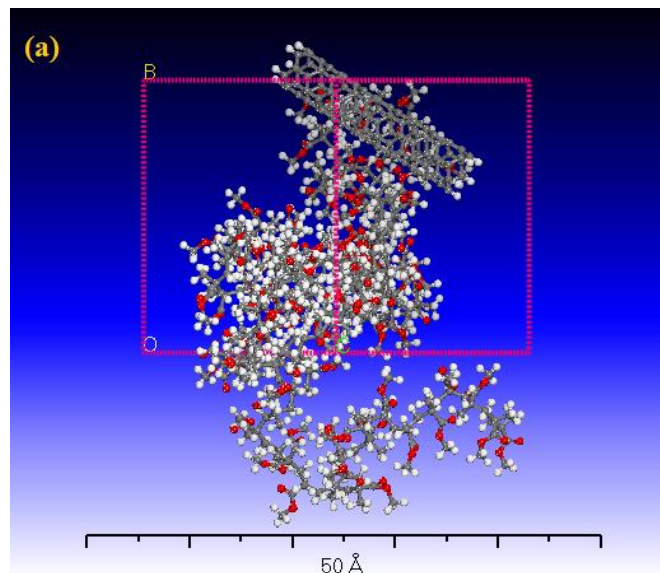
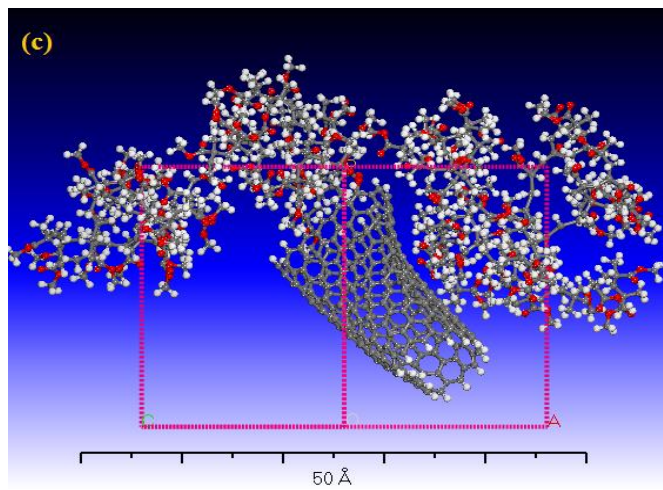
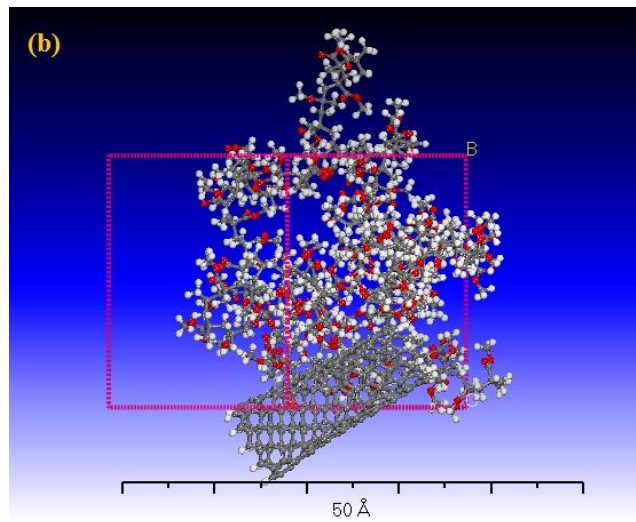


Fig. 3. Four steps to reach mechanical and physical properties using Materials Studio software

2.2. Simulation methodology

In this part, the effect of the diameter of CNTs on their mechanical properties (Longitudinal and Transverse Young's modulus) is investigated by the MDs method as shown in Fig. 4. To simulate nanocomposite in MDs software, and for accurate calculations the total weight percent of reinforcements was 25% of the total weight and constant amount (75%) for the polymer. It should be noted that the overall weight of the simulated composites is 8 gr, and the weight of the polymer (PMMA) is 6 gr.





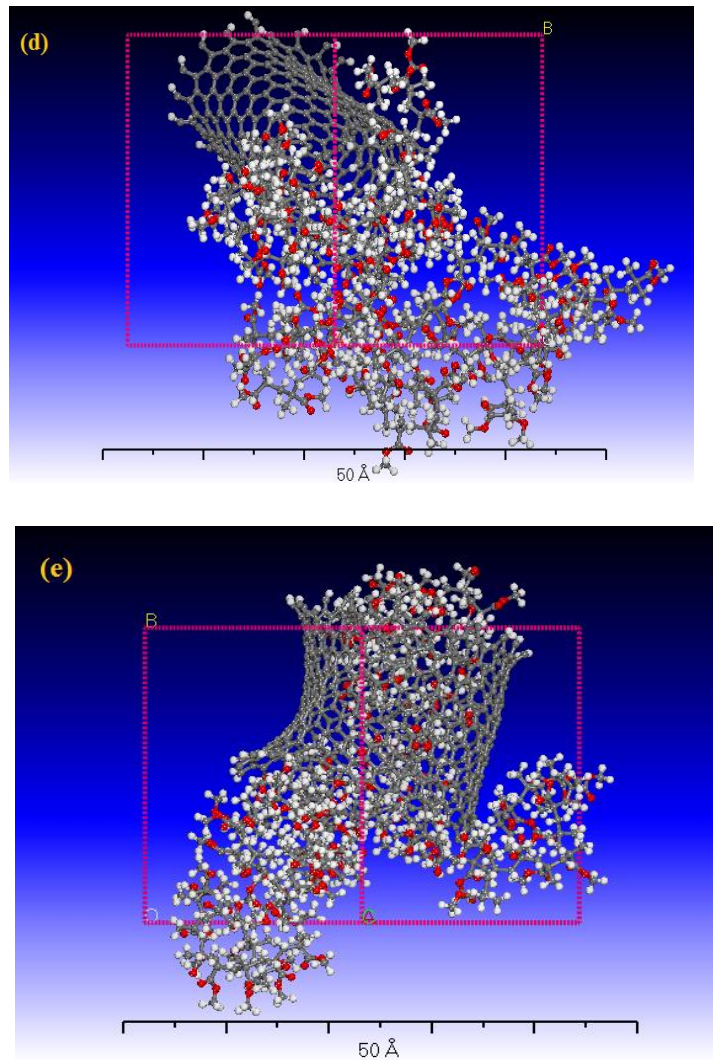


Fig. 4. Five simulated boxes with different chiralities (a) (5, 0), (b) (10, 0), (c) (15, 0), (d) (20, 0) and (e) (25, 0) using Materials Studio software

3. Result and Discussion

The mechanical properties (Longitudinal and Transverse Young's modulus) of SWCNTs with different chiralities (5, 0), (10, 0), (15, 0), (20, 0) and (25, 0) as the reinforcement and using Polymethyl methacrylate (PMMA) as the common matrix are investigated as shown in Fig. 5. The longitudinal Young's modulus is calculated 3.7, 5.1, 6.3, 7.9 and 9.5 GPa respectively which shows a threefold increase. The transverse Young's modulus is calculated 3.3, 3.8, 4.1, 5.9 and 9.1 GPa respectively which shows approximately twofold increase.

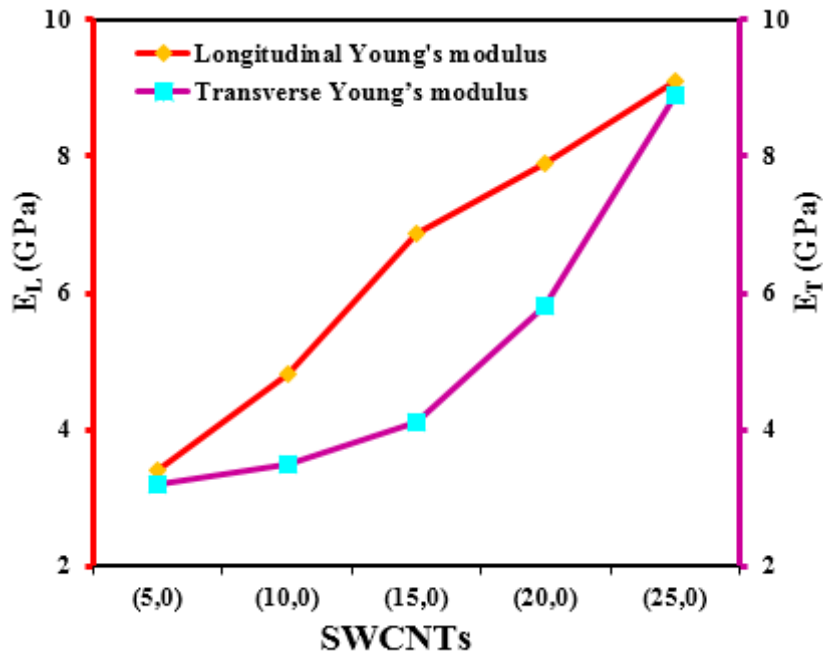


Fig. 5. Result of Longitudinal and Transvers Young's modulus (SWCNTs- PMMA)

In this part the extra calculations were done and to reduce the number of graphs, the sample with chirality (25, 0) was chosen and the obtained results were discussed for further investigations. To draw the density diagram, first, the simulated NVT to maximize the energy of system and then the NPT was plotted to show the density. As shown in Fig. 6 the density was predicted approximately 1.25 g/cm^3 .

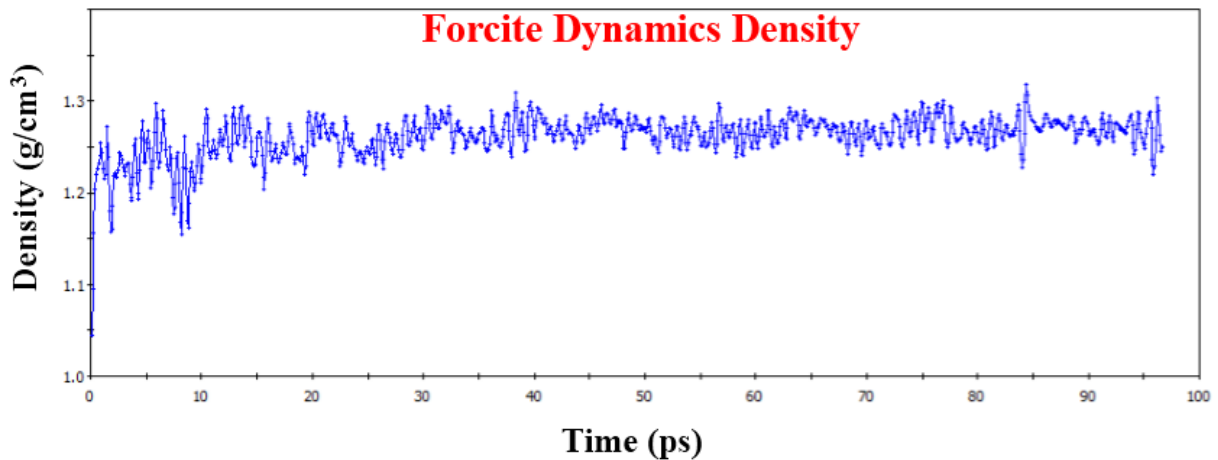


Fig. 6. Density diagram armchair SWCNTs (25, 0) mixed with PMMA

To validate the simulation results, elastic stiffness matrix was determined using a constant strain method. The elastic stiffness matrix components were defined for SWCNTs (25, 0) with PMMA as a polymer matrix, under a strain of 60.003 and at a pressure of 1 atm. These results are as follows:

$$C_{ij}(\text{GPa}) = \begin{bmatrix} -6.2811 & 0.5504 & 3.8897 & 1.1397 & -0.6569 & -0.6992 \\ 0.5504 & -8.8962 & -6.6375 & -4.2861 & 0.7676 & 0.4550 \\ 3.8897 & -6.6375 & -6.6422 & -1.3783 & 1.6240 & -0.3777 \\ 1.1397 & -4.2861 & -1.3783 & 1.5629 & 3.3594 & 3.0916 \\ -0.6569 & 0.7676 & 1.6240 & 3.3594 & 1.2339 & -2.1884 \\ -0.6992 & 0.4550 & -0.3777 & 3.0916 & -2.1884 & 1.6108 \end{bmatrix}$$

As can be seen, because of the isotropy of the material, the diagonal elements are nearly similar, and the matrix is approximately symmetric. Finally, the other significant mechanical and physical properties are calculated and due to reduce diagrams all information gather in Table 1 and shows with increasing diameter of CNTs all mechanical and physical properties increased.

Table 1: Details of significant mechanical and physical properties of five case study for simulated nanocomposites

Type of CNT	Density (g/cm ³)	Poisson's ratio	Shear modulus (GPa)	Bulk modulus (GPa)
(5,0)	0.81	0.27	4.20	2.90
(10,0)	0.83	0.28	4.29	3.30
(15,0)	0.97	0.28	5.05	3.78
(20,0)	1.04	0.28	5.09	4.26
(25,0)	1.25	0.30	6.03	5.08

Conclusion

In this research, the molecular dynamics (MDs) simulation for predicting the effect of diameter of armchair SWCNTs with different chiralities (5, 0), (10, 0), (15, 0), (20, 0) and (25, 0) on the mechanical and physical properties of SWCNTs as reinforcements with common polymer (PMMA) were simulated based on materials studio software. With these good looking and easily understandable atom models, the mechanical and physical properties of simulated nanocomposites were calculated and compared individually. The most important results are as follows:

- 1- Predicting the effect of diameter of SWCNTs on mechanical and physical properties of five cases was simulated by materials studio software.
- 2- Physical properties improve with increasing diameter of SWCNTs
- 3- Mechanical properties increase due to high Young's modulus of SWCNTs
- 4- With the increasing diameter of SWCNTs, Longitudinal Young's modulus from (5, 0) to (25, 0) becomes approximately 3 times more than (5, 0).
- 5- With the increasing of diameter of SWCNTs, Transverse Young's modulus from (5, 0) to (25, 0) becomes approximately 2 times more than (5, 0).
- 6- With the increasing of diameter of SWCNTs, Shear modulus from (5, 0) to (25, 0) becomes 1.43 times more than (5, 0).
- 7- With the increasing diameter of SWCNTs, Poisson's ratio from (5, 0) to (25, 0) becomes 1.1 times more than (5, 0).
- 8- To validate the results, the stiffness matrix is obtained by MD simulation for (25, 0) simulated nanocomposite calculated and observed, because of the isotropy of the material, the diagonal elements are nearly similar, and the matrix is approximately symmetric.

Future research endeavors could delve deeper into the integration of advanced machine learning methodologies with molecular dynamics simulations to enhance predictive capabilities and uncover subtle nuances in nanocomposite behavior. Additionally, exploring the effects of environmental factors, such as temperature and humidity, on the properties of nanocomposites could provide valuable insights into their real-world applicability. Furthermore, extending our analysis to include a broader range of nanotube configurations and composite matrices could offer a more comprehensive understanding of the design space and facilitate the development of tailored materials with enhanced functionalities. In summary, the integration of machine learning techniques with molecular dynamics simulations opens up exciting possibilities for advancing our knowledge of nanocomposite systems. By continuing to explore these interdisciplinary approaches, we aim to address current challenges and pave the way for the design and optimization of next-generation materials with tailored properties for various applications.

Conflict of Interest

The authors declared no potential conflicts of interest with respect to the research, authorship, and publication of this article.

References

- [1] A. Farazin, M. Mohammadimehr, Nano research for investigating the effect of SWCNTs dimensions on the properties of the simulated nanocomposites: a molecular dynamics simulation, *Advances in nano research*, Vol. 9, No. 2, pp. 83-90, 2020.
- [2] A. Farazin, F. Aghadavoudi, M. Motififard, S. Saber-Samandari, A. Khandan, Nanostructure, molecular dynamics simulation and mechanical performance of PCL membranes reinforced with antibacterial nanoparticles, *Journal of Applied and Computational Mechanics*, Vol. 7, No. 4, pp. 1907-1915, 2021.
- [3] A. Farazin, H. A. Aghdam, M. Motififard, F. Aghadavoudi, A. Kordjamshidi, S. Saber-Samandari, A. Khandan, A polycaprolactone bio-nanocomposite bone substitute fabricated for femoral fracture approaches: Molecular dynamic and micro-mechanical Investigation, *J Nanoanalysis*, Vol. 6, No. 3, pp. 172-184, 2019.
- [4] W. Ye, Y. Shi, Q. Zhou, M. Xie, H. Wang, B. Bou-Saïd, W. Liu, Recent advances in self-lubricating metal matrix nanocomposites reinforced by carbonous materials: A review, *Nano Materials Science*, 2024.
- [5] R. K. Rao, S. Gautham, S. Sasmal, A Comprehensive Review on Carbon Nanotubes Based Smart Nanocomposites Sensors for Various Novel Sensing Applications, *Polymer Reviews*, pp. 1-64, 2024.
- [6] L. W. Wong, J. B. L. Tan, Halloysite nanotube-polymer nanocomposites: A review on fabrication and biomedical applications, *Journal of Manufacturing Processes*, Vol. 118, pp. 76-88, 2024.
- [7] N. Miralaei, M. Mohammadimehr, A. Farazin, A. H. Ghasemi, F. Bargozini, Design, fabrication, evaluation, and in vitro study of green biomaterial and antibacterial polymeric biofilms of polyvinyl alcohol/tannic acid/CuO/SiO₂, *Journal of the Mechanical Behavior of Biomedical Materials*, Vol. 148, pp. 106219, 2023.
- [8] A. Farazin, M. Mohammadimehr, H. Naeimi, F. Bargozini, Design, fabrication, and evaluation of green mesoporous hollow magnetic spheres with antibacterial activity, *Materials Science and Engineering: B*, Vol. 299, pp. 116973, 2024.
- [9] S. F. Darghiasi, A. Farazin, H. S. Ghazali, Design of bone scaffolds with calcium phosphate and its derivatives by 3D printing: A review, *Journal of the Mechanical Behavior of Biomedical Materials*, pp. 106391, 2024.
- [10] M. Ahmadi, M. Sabzini, S. Rastgordani, A. Farazin, Optimizing Wound Healing: Examining the Influence of Biopolymers Through a Comprehensive Review of Nanohydrogel-Embedded Nanoparticles in Advancing Regenerative Medicine, *The International Journal of Lower Extremity Wounds*, pp. 15347346241244890, 2024.
- [11] R. Sahu, D. Harursampanth, S. A. Ponnusami, Mechanical behaviour of carbon nanotube composites: A review of various modelling techniques, *Journal of Composite Materials*, Vol. 58, No. 6, pp. 791-825, 2024.
- [12] S. Tavasolikejani, A. Farazin, The effect of increasing temperature on simulated nanocomposites reinforced with SWBNNs and its effect on characteristics related to mechanics and the physical attributes using the MDs approach, *Heliyon*, Vol. 9, No. 10, 2023.
- [13] A. Farazin, M. Mohammadimehr, A. Ghorbanpour-Arani, Simulation of different carbon structures on significant mechanical and physical properties based on MDs method, *Structural Engineering and Mechanics, An Int'l Journal*, Vol. 78, No. 6, pp. 691-702, 2021.
- [14] A. G. Arani, A. Farazin, M. Mohammadimehr, The effect of nanoparticles on enhancement of the specific mechanical properties of the composite structures: a review research, *Advances in nano research*, Vol. 10, No. 4, pp. 327-337, 2021.
- [15] A. Farazin, A. H. Ghasemi, Design, synthesis, and fabrication of chitosan/hydroxyapatite composite scaffold for use as bone replacement tissue by sol-gel method, *Journal of Inorganic and Organometallic Polymers and Materials*, Vol. 32, No. 8, pp. 3067-3082, 2022.
- [16] A. Farazin, M. Mohammadimehr, Computer modeling to forecast accurate of efficiency parameters of different size of graphene platelet, carbon, and boron nitride nanotubes: a molecular dynamics simulation, *Computers and Concrete*, Vol. 27, No. 2, pp. 111-130, 2021.

- [17] A. Farazin, M. Mohammadimehr, Effect of different parameters on the tensile properties of printed Polylactic acid samples by FDM: experimental design tested with MDs simulation, *The International Journal of Advanced Manufacturing Technology*, Vol. 118, No. 1, pp. 103-118, 2022.
- [18] A. Farazin, A. Khan, An extensive study on strain dependence of glass fiber-reinforced polymer-based composites, *The Journal of Strain Analysis for Engineering Design*, Vol. 57, No. 6, pp. 411-432, 2022.
- [19] A. Eyvazian, C. Zhang, F. Musharavati, A. Farazin, M. Mohammadimehr, A. Khan, Effects of appearance characteristics on the mechanical properties of defective SWCNTs: using finite element methods and molecular dynamics simulation, *The European Physical Journal Plus*, Vol. 136, No. 9, pp. 946, 2021.
- [20] A. Singh, D. Kumar, Temperature effects on the interfacial behavior of functionalized carbon nanotube–polyethylene nanocomposite using molecular dynamics simulation, *Proceedings of the Institution of Mechanical Engineers, Part N: Journal of Nanomaterials, Nanoengineering and Nanosystems*, Vol. 233, No. 1, pp. 3-15, 2019.
- [21] B. Arash, Q. Wang, V. Varadan, Mechanical properties of carbon nanotube/polymer composites, *Scientific reports*, Vol. 4, No. 1, pp. 6479, 2014.
- [22] M. Al-Haik, T. Pham, A. A. Skandani, J. Bond, M. El-Genk, Effect of the chirality on the radiation induced damage of carbon nanotubes/polyethylene composites: a molecular dynamics approach, *Journal of Computational and Theoretical Nanoscience*, Vol. 12, No. 2, pp. 270-279, 2015.
- [23] D.-L. Shi, X.-Q. Feng, Y. Y. Huang, K.-C. Hwang, H. Gao, The effect of nanotube waviness and agglomeration on the elastic property of carbon nanotube-reinforced composites, *J. Eng. Mater. Technol.*, Vol. 126, No. 3, pp. 250-257, 2004.
- [24] B. AKGÖZ, Ö. CİVALEK, Investigation of size effects on static response of single-walled carbon nanotubes based on strain gradient elasticity, *International Journal of Computational Methods*, Vol. 9, No. 02, pp. 1240032, 2012.
- [25] S. Dastjerdi, Ö. Civalek, M. Malikan, B. Akgöz, On analysis of nanocomposite conical structures, *International Journal of Engineering Science*, Vol. 191, pp. 103918, 2023.
- [26] Ö. Civalek, Ş. D. Akbaş, B. Akgöz, S. Dastjerdi, Forced vibration analysis of composite beams reinforced by carbon nanotubes, *Nanomaterials*, Vol. 11, No. 3, pp. 571, 2021.
- [27] F. H. Gojny, M. H. Wichmann, B. Fiedler, K. Schulte, Influence of different carbon nanotubes on the mechanical properties of epoxy matrix composites—a comparative study, *Composites science and technology*, Vol. 65, No. 15-16, pp. 2300-2313, 2005.
- [28] G. Odegard, T. Gates, K. Wise, C. Park, E. Siochi, Constitutive modeling of nanotube–reinforced polymer composites, *Composites science and technology*, Vol. 63, No. 11, pp. 1671-1687, 2003.