

## Parametric study of nonlinear buckling capacity of short cylinders with Hemispherical heads under hydrostatic pressure

Firooz Ahmadi<sup>a,\*</sup> and Mohamad Hoseini<sup>b</sup>

<sup>a</sup>Department of Mechanical Engineering, Imam Hussein University, Tehran, Iran

<sup>b</sup>Department of Mechanical Engineering, Sousangerd Branch, Islamic Azad University, Sousangerd, Iran

---

### ARTICLE INFO

#### Article history:

Received: 11 April 2019

Accepted: 6 November 2019

---

#### Keywords:

Nonlinear buckling

Shell of revolution

Hydrostatic pressure

Finite element analysis.

### ABSTRACT

This study investigates the buckling behavior of short cylindrical shells with hemispherical heads subjected to hydrostatic pressure. It is assumed that the length of the cylindrical part is smaller than or equal to its diameter while its material may be different from that of hemispherical heads. Finite element analysis was used to seek out the effect of geometric parameters such as thickness, length, and volume of the tank on the ultimate buckling load. Results indicate that the buckling load is directly proportional with the thickness and inversely proportional with the volume of the vessel. A close examination of the buckling modes reveals that under uniform hydrostatic pressure, the cylindrical part undergoes the most critical deformation compared with its hemispherical heads. This behavior was observed for the two loading cases of (a), a hydrostatic pressure applied to the whole structure and (b), the hydrostatic pressure was only applied to the cylindrical part of the vessel.

### 1. Introduction

Shell, plate and beam are important structures in engineering [1-13]. A shell is a type of structural element which is characterized by its geometry, being a three-dimensional solid whose thickness is very small when compared with other dimensions [9, 14-19]. Thin structural shells are used to reduce the overall weight and increase the buckling load to weight ratio. Shells are structures whose thicknesses are small compared with the other dimensions and unlike the plates, they have an initial curvature. As thin structures, shells have many applications from water and oil tanks, pipelines, silos, wind turbine towers, to nanotubes. For this reason, the application of these structures becomes very important. Based on this need, many researchers have studied shell like tanks, including cylindrical, spherical and conical

tanks, using finite element analysis. Their analytical and numerical results have shown good agreements with the experimental data. Consequently, numerical studies such as finite element analysis have proved to be reliable methods for predicting the buckling behavior of such structures.

On this basis, Galletly and Machut [20] presented a code for predicting the failure of torispherical shells under internal pressure due to buckling. Błachut and Wang [21], studied the buckling behavior of mild steel barreled shells under external hydrostatic pressure. They obtained failure loads using BOSOR5 and ABQUES. Jasion and Magnucki [22] investigated elastic buckling of barreled shells of revolution with constant mass and volume under external pressure. They used the finite element method (FEM) to present the buckling loads for a family of shells. In another work [23], they calculated the elastic buckling load of clothoidal-spherical

---

\* Corresponding Author: e-mail address: [ali33438622@gmail.com](mailto:ali33438622@gmail.com)

shells and the related buckling modes under external pressure using ANSYS finite element commercial software. Wang *et al.* [24] used finite element analysis to determine the buckling loads of thin-walled torispherical heads in a residential electric water heater tank and compared their results with the laboratory buckling loads. Portela and Godoy [25] presented an experimental – computational strategy for evaluating the buckling loads of steel tanks with domed roofs subjected to wind pressure. Błachut [26] utilized a numerical method along with experimental results to determine the elastic and elastic-perfectly plastic buckling loads of knuckle torispherical shells subjected to external pressure. In another study, Błachut and Vu [27] used ABAQUS finite element commercial software to obtain the burst pressure of shallow spherical caps and torispheres under uniform static pressure. The effect of geometric and material properties on the elastic-plastic buckling loads of torispherical shells under internal pressure was investigated by Galletly and Radhamohan [28]. Evkin *et al.* [29] presented an asymptotic solution for buckling loads of spherical shells subjected to external pressure and compared their results with those of ANSYS commercial software. Athiannan and Palaninathan [30] experimentally studied the buckling behavior of cylindrical shells subjected to axial and transverse shear loads. Bennur *et al.* [31] presented a 2-D static stress analysis using ANSYS. Nonlinear buckling behavior of spherical shells was studied by Hutchinson and Thompson [32]. Magnucki and Jasion [33] proposed an analytical model for pre-buckling and elastic buckling of barreled shells with constant thickness, made of a homogeneous and isotropic material, subjected to uniform radial pressure. Błachut [34] performed a comparison between the experimental and numerical results for buckling of cylindrical steel shells under external load. Niezgodzinski and Swiniarski [35] used the finite element method to investigate the static and dynamic stability of thin-walled spherical shells under external pressure. A series of experimental tests on the buckling of torispherical shells under internal pressure were conducted by Adachi and Benicek [36]. Additional work on the buckling behavior of the shells, by other researchers, can be found in Refs. [37-50].

The literature survey performed by the authors indicates that the studies performed on the buckling behavior of cylindrical shells with hemispherical heads are very limited. This may be due to the complexity of the resulting governing equations in such structures which leads to a lack of an analytical solution. For this reason, many researchers have used the finite element method (available in many software programs) as an alternative method to seek out a solution. Following this idea, the present work investigates the buckling behavior of short cylindrical shells with two hemispherical heads, subjected to uniform hydrostatic pressure. It is worth to mention that in this analysis, the material properties of the cylindrical shell and its hemispherical heads are allowed to be different.

## 2. Geometry, materials, and method

The short tank of interest is made of a cylindrical shell with two hemispherical heads on both sides, as shown in Fig. 1. The radius, thickness, and length of the cylindrical part are  $r$ ,  $h$ , and  $l$ , respectively. Both shells (hemispherical heads and cylindrical body) are made of homogeneous and isotropic materials. The material property of the cylindrical part is allowed to be different from that of the hemispherical heads. The length of the cylindrical shell is considered to be smaller than or equal to its diameter. In other words,

$$l \leq 2r \tag{1}$$

Additionally, using the dimensions shown in Fig. (1), one can write,

$$H = l + 2r \tag{2}$$

The minimum total potential energy principle is used to derive the equilibrium equation of the tank. The change in potential energy due to the hydrostatic load can be written as;

$$P_1 = p\Delta V \tag{3}$$

where  $\Delta V$  is the change in volume of the tank (vessel) and  $P$  is the hydrostatic pressure.

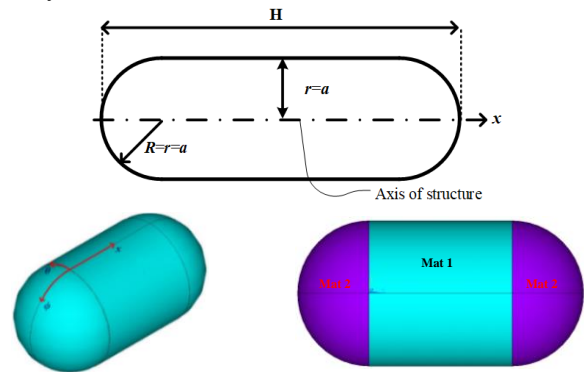


Fig. 1. Geometry and material of the tank.

Additionally, work done by the principle stresses on the strains can be written as;

$$\begin{aligned} \text{Cylindrical shell; } P_{2c} &= \iint \begin{bmatrix} N_1 \varepsilon_1 \\ + N_2 \varepsilon_2 \end{bmatrix} adxd\theta \\ \text{Spherical shell; } P_{2s} &= \iint \begin{bmatrix} N_1 \varepsilon_1 \\ + N_2 \varepsilon_2 \end{bmatrix} R^2 \sin \varphi d\varphi d\theta \end{aligned} \tag{4}$$

where  $\varepsilon_i$  and  $N_i$  are the strains and membrane stresses, respectively. In addition, the strain energy due to displacements for cylindrical and spherical shells are as;

Cylindrical Shell part;

$$\begin{aligned} P_{3c} &= \frac{Eh}{2(1-\nu^2)} \iint \begin{bmatrix} \varepsilon_1^2 + \varepsilon_2^2 + 2\nu\varepsilon_1\varepsilon_2 \\ + 2(1-\nu)\varepsilon_{12}^2 \end{bmatrix} adxd\theta \\ &+ \frac{Eh^3}{24(1-\nu^2)} \iint \begin{bmatrix} \kappa_1^2 + \kappa_2^2 + 2\nu\kappa_1\kappa_2 \\ + 2(1-\nu)\kappa_{12}^2 \end{bmatrix} adxd\theta \end{aligned}$$

Spherical Shell part;

$$P_{3S} = \frac{Eh}{2(1-\nu^2)} \iint \left[ \varepsilon_1^2 + \varepsilon_2^2 + 2\nu\varepsilon_1\varepsilon_2 \right] R^2 \sin\phi d\phi d\theta + \frac{Eh^3}{24(1-\nu^2)} \iint \left[ \kappa_1^2 + \kappa_2^2 + 2\nu\kappa_1\kappa_2 \right] R^2 \sin\phi d\phi d\theta \quad (5)$$

In these equations,  $h$ ,  $E$ ,  $\nu$  and  $\kappa_i$  are the shell thickness, elasticity modulus, and curvatures, respectively. The strains and curvatures in the cylindrical part are;

$$\begin{aligned} \varepsilon_x &= \frac{\partial u}{\partial x} + \frac{1}{2} \left( \frac{\partial w}{\partial x} \right)^2 \\ \varepsilon_\theta &= \frac{1}{a} \left( \frac{\partial v}{\partial \theta} - w \right) + \frac{1}{2a^2} \left( v + \frac{\partial w}{\partial \theta} \right)^2 \\ \varepsilon_{x\theta} &= \frac{1}{2a} \left( a \frac{\partial v}{\partial x} + \frac{\partial u}{\partial \theta} + \frac{\partial w}{\partial x} \left( \frac{\partial w}{\partial \theta} + v \right) \right) \\ \kappa_x &= \frac{\partial^2 w}{\partial x^2} \\ \kappa_\theta &= \frac{1}{a^2} \left( \frac{\partial^2 w}{\partial \theta^2} + \frac{\partial v}{\partial \theta} \right) \\ \kappa_{x\theta} &= \frac{1}{2a} \frac{\partial v}{\partial x} + \frac{1}{a} \frac{\partial^2 w}{\partial x \partial \theta} + \frac{1}{4a} \left( \frac{\partial v}{\partial x} - \frac{1}{a} \frac{\partial u}{\partial \theta} \right) \\ &= \frac{1}{a} \frac{\partial^2 w}{\partial x \partial \theta} + \frac{3}{4a} \frac{\partial v}{\partial x} - \frac{1}{4a^2} \frac{\partial u}{\partial \theta} \end{aligned} \quad (6)$$

while for the spherical shell we have;

$$\begin{aligned} \varepsilon_\phi &= \frac{1}{R} \left[ \frac{\partial u}{\partial \phi} - w + \frac{1}{2R} \left( u + \frac{\partial w}{\partial \phi} \right)^2 \right] \\ \varepsilon_\theta &= \frac{1}{R} \left[ \frac{1}{\sin\phi} \frac{\partial v}{\partial \theta} + u \cot\phi - w \right. \\ &\quad \left. + \frac{1}{2R} \left( v + \frac{1}{\sin\phi} \frac{\partial w}{\partial \theta} \right)^2 \right] \\ \varepsilon_{\phi\theta} &= \frac{1}{2R} \left[ \frac{\partial v}{\partial \phi} + \frac{1}{\sin\phi} \frac{\partial u}{\partial \theta} - v \cot\phi \right. \\ &\quad \left. + \frac{1}{2R} \left( u + \frac{\partial w}{\partial \phi} \right) \left( v + \frac{1}{\sin\phi} \frac{\partial w}{\partial \theta} \right) \right] \\ \kappa_{\phi\phi} &= \frac{1}{R^2} \left( \frac{\partial^2 w}{\partial \phi^2} + \frac{\partial u}{\partial \phi} \right) \\ \kappa_{\theta\theta} &= \frac{1}{R^2} \left[ \frac{1}{\sin^2\phi} \frac{\partial^2 w}{\partial \theta^2} + \frac{1}{\sin\phi} \frac{\partial v}{\partial \theta} + \left( \frac{\partial w}{\partial \theta} + u \right) \cot\phi \right] \\ \kappa_{\phi\theta} &= \frac{1}{2R^2} \left[ \frac{2}{\sin\phi} \frac{\partial^2 w}{\partial \theta \partial \phi} - \frac{2 \cos\phi}{\sin^2\phi} \frac{\partial w}{\partial \theta} \right. \\ &\quad \left. + \frac{\partial v}{\partial \phi} + \frac{1}{\sin\phi} \frac{\partial u}{\partial \theta} - v \cot\phi \right] \end{aligned} \quad (7)$$

According to the principle of minimum total potential energy, at the onset of buckling, the first variation in the total potential energy must be zero. That is,

$$\delta\pi = \delta U + \delta V = \delta(P_{1C} + P_{1S} + P_{2C} + P_{2S} + P_{3C} + P_{3S}) = 0 \quad (8)$$

in which  $\delta U$  and  $\delta V$  represent the variations in strain energy and virtual potential energy of membrane stresses, respectively. Solving Eq. (8) leads to the equilibrium equations and the associated boundary conditions, results in very complex relations that are very difficult to solve. Consequently, a finite element scheme is implemented to determine the buckling loads, the results of which are presented in the next section.

### 3. Results and discussions

During modeling process, it is assumed that the tank is subjected to hydrostatic pressure. Accordingly, the buckling load is obtained for different thicknesses and tank volumes. The selected material properties for the heads and cylindrical wall are given in Table 1. SHELL281 which is suitable for analyzing thin to moderately-thick shell structures was used to mesh the model and investigate the shell's buckling behavior. This element has eight nodes, each of which has six degrees of freedom and is well-suited for linear, large rotation, and/or large strain nonlinear applications [51].

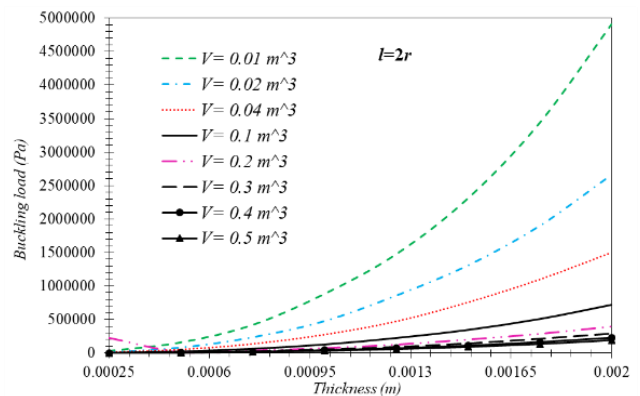
Table 1. Material properties of selected materials.

Material	Young's modulus (GPa)	Poisson's ratio ( $\nu$ )
Steel (cylindrical wall and/or hemispherical heads)	210	0.25
Aluminum (cylindrical wall and/or hemispherical heads)	71	0.33

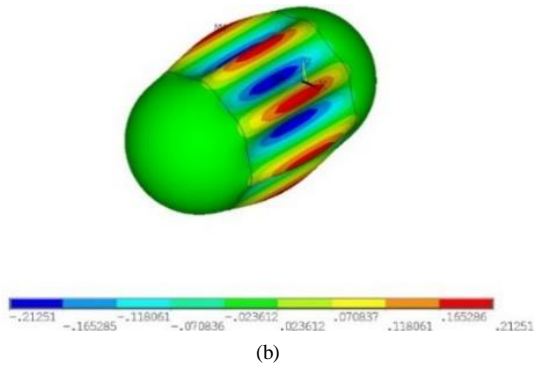
#### 3.1. Length effect of the cylindrical part

##### 3.1.1 $l = 2r$

In the first model, it is assumed that the hemispherical shell is made of aluminum and steel cylindrical shell is made of steel. The buckling loads for different vessel volumes are shown in Fig. 2. As the thickness of the shell increases the buckling load increases, with any change in buckling mode. Also, the buckling load has an inverse relation with the volume of the tank.

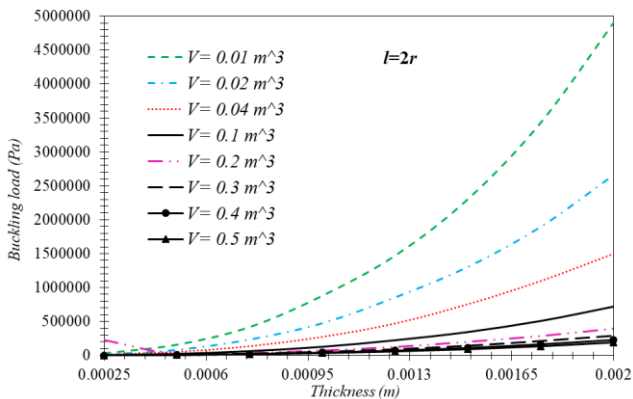


(a)

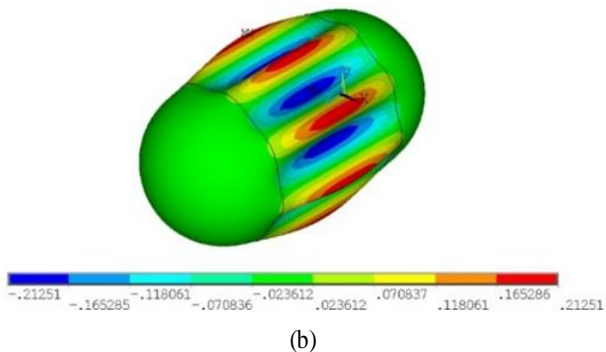


**Fig. 2.** The buckling load and buckling mode in a tank with  $l=2r$ . (a) Buckling load for different tank thicknesses and volumes and, (b) Buckling mode. The hemispherical shell is made of aluminum and the cylindrical part is made of steel.

In the second model, the whole structure was made of steel. The buckling load and buckling mode for various thicknesses and volumes are shown in Fig. 3. As in the first model, increasing the thickness and volume of the vessel, directly and inversely affect the buckling load, respectively. Comparing the buckling loads of the two models reveals that any change in the elastic modulus of the hemispherical heads does not have a substantial effect on the buckling behavior of the tank (vessel). Consequently, one may conclude that the buckling behavior of the tank mainly depends on the material of the cylindrical part rather than that of the hemispherical heads. This result has manifested itself in buckling mode which has mainly occurred in the cylindrical part.



(a)

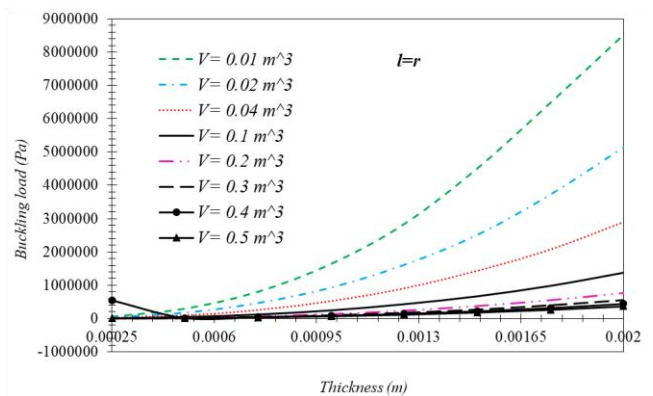


(b)

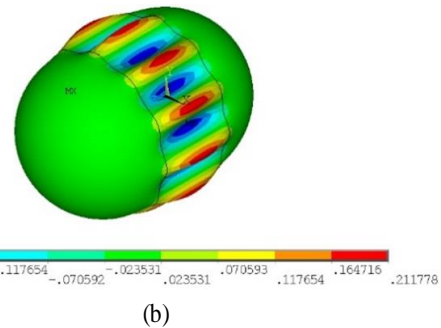
**Fig. 3.** Buckling load and buckling mode in a tank with  $l=2r$ , (a) buckling load for different tank thicknesses and volumes and, (b) buckling mode. The whole structure is made of steel.

### 3.1.2. $l = r$

The buckling load and buckling mode for a tank with an aluminum hemispherical head and steel cylindrical shell are shown in Fig. 4. Comparing Fig. 4 and Fig. 2, it can be observed that the reduction in length of the cylindrical part leads to an increase in buckling load. However, the change in length of the cylindrical part from  $l = 2r$  to  $l = r$  does not affect the buckling mode, when the same hydrostatic pressure is applied to the whole structure.



(a)



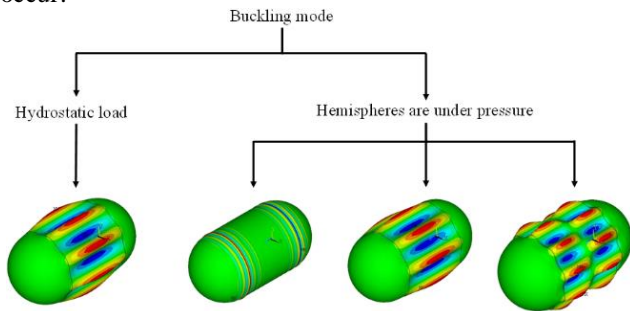
(b)

**Fig. 4.** The buckling load and buckling mode in a tank with  $l=r$ , (a) buckling load for different tank thicknesses and volumes and, (b) buckling mode. The hemispherical shell is made of aluminum and the cylindrical part is made of steel.

### 3.2. Comparison between buckling modes under different external pressure

A comparison between the buckling modes of a tank with hydrostatic pressure applied to its whole structure, and the one with a similar load applied to only to its hemispherical load is shown in Fig. 5. As observed, for different thicknesses and volumes, there is only one buckling mode for the case in which the whole structure sustains a uniform hydrostatic pressure. However, for hemispherical heads being

pressurized under a uniform load, different buckling modes occur.



**Fig. 5.** A comparison between the buckling modes, based on different external loads.

#### 4. Conclusions

Nonlinear buckling behavior of short cylindrical shell (tank) with two hemispherical heads was investigated. The finite element models were prepared and subjected to uniform hydrostatic pressures. The material of the cylindrical wall was allowed to be different from that of the hemispherical heads while its length was assumed to be smaller than or equal to its diameter. Results show that when the vessel is externally pressurized, the buckling load increases with an increase in the tank thickness. However, the adverse effect was observed as the tank volume increased. In addition, results show that the critical deformations occur in the cylindrical part (with only one buckling mode), provided the whole structure is subjected to uniform hydrostatic pressure. Moreover, if the hemispherical heads are the only pressurized components, depending on the magnitude of the applied load, different buckling modes occur in the cylindrical body of the tank. Such behavior means that in a short thin vessel, the critical portion of the whole structure appears to be the cylindrical wall (as opposed to its hemispherical heads). Also, based on a uniform pressure, the buckling mode remained intact for different vessel thicknesses, lengths, and volumes, provided the whole structure was hydrostatically pressurized. According to these results, to increase the overall buckling load capacity of a short vessel, it is recommended to use higher elastic moduli for the cylindrical shell, or even apply reinforcement ribs and/or struts to strengthen this portion of the structure.

#### References

[1] M. Z. Nejad, A. Hadi, A. Rastgoo, Buckling analysis of arbitrary two-directional functionally graded Euler–Bernoulli nano-beams based on nonlocal elasticity theory, *International Journal of Engineering Science*, Vol. 103, pp. 1-10, 2016.

[2] M. Z. Nejad, A. Hadi, Non-local analysis of free vibration of bi-directional functionally graded Euler–Bernoulli nano-

beams, *International Journal of Engineering Science*, Vol. 105, pp. 1-11, 2016/08/01/, 2016.

[3] M. Z. Nejad, A. Hadi, Eringen's non-local elasticity theory for bending analysis of bi-directional functionally graded Euler–Bernoulli nano-beams, *International Journal of Engineering Science*, Vol. 106, pp. 1-9, 2016/09/01/, 2016.

[4] A. Hadi, M. Z. Nejad, M. Hosseini, Vibrations of three-dimensionally graded nanobeams, *International Journal of Engineering Science*, Vol. 128, pp. 12-23, 2018.

[5] M. Z. Nejad, A. Hadi, A. Farajpour, Consistent couple-stress theory for free vibration analysis of Euler-Bernoulli nano-beams made of arbitrary bi-directional functionally graded materials, *Structural Engineering and Mechanics*, Vol. 63, No. 2, pp. 161-169, 2017.

[6] M. Farajpour, A. Shahidi, A. Hadi, A. Farajpour, Influence of initial edge displacement on the nonlinear vibration, electrical and magnetic instabilities of magneto-electro-elastic nanofilms, *Mechanics of Advanced Materials and Structures*, Vol. 26, No. 17, pp. 1469-1481, 2019.

[7] M. Hosseini, H. H. Gorgani, M. Shishesaz, A. Hadi, Size-dependent stress analysis of single-wall carbon nanotube based on strain gradient theory, *International Journal of Applied Mechanics*, Vol. 9, No. 06, pp. 1750087, 2017.

[8] M. M. Adeli, A. Hadi, M. Hosseini, H. H. Gorgani, Torsional vibration of nano-cone based on nonlocal strain gradient elasticity theory, *The European Physical Journal Plus*, Vol. 132, No. 9, pp. 393, 2017.

[9] M. Zamani Nejad, A. Rastgoo, A. Hadi, Effect of exponentially-varying properties on displacements and stresses in pressurized functionally graded thick spherical shells with using iterative technique, *Journal of Solid Mechanics*, Vol. 6, No. 4, pp. 366-377, 2014.

[10] M. Zamani Nejad, M. Jabbari, A. Hadi, A review of functionally graded thick cylindrical and conical shells, *Journal of Computational Applied Mechanics*, Vol. 48, No. 2, pp. 357-370, 2017.

[11] M. Z. Nejad, A. Hadi, A. Omidvari, A. Rastgoo, Bending analysis of bi-directional functionally graded Euler–Bernoulli nano-beams using integral form of Eringen's non-local elasticity theory, *Structural Engineering and Mechanics*, Vol. 67, No. 4, pp. 417-425, 2018.

[12] E. Zarezadeh, V. Hosseini, A. Hadi, Torsional vibration of functionally graded nano-rod under magnetic field supported by a generalized torsional foundation based on nonlocal elasticity theory, *Mechanics Based Design of Structures and Machines*, pp. 1-16, 2019.

[13] A. Soleimani, K. Dastani, A. Hadi, M. H. Naei, Effect of out-of-plane defects on the postbuckling behavior of graphene sheets based on nonlocal elasticity theory, *Steel and Composite Structures*, Vol. 30, No. 6, pp. 517-534, 2019.

[14] M. Hosseini, M. Shishesaz, A. Hadi, Thermoelastic analysis of rotating functionally graded micro/nanodisks of variable thickness, *Thin-Walled Structures*, Vol. 134, pp. 508-523, 2019.

- [15] A. Hadi, A. Rastgoo, N. Haghighipour, A. Bolhassani, Numerical modelling of a spheroid living cell membrane under hydrostatic pressure, *Journal of Statistical Mechanics: Theory and Experiment*, Vol. 2018, No. 8, pp. 083501, 2018.
- [16] M. Z. Nejad, N. Alamzadeh, A. Hadi, Thermoelastoplastic analysis of FGM rotating thick cylindrical pressure vessels in linear elastic-fully plastic condition, *Composites Part B: Engineering*, Vol. 154, pp. 410-422, 2018.
- [17] M. Z. Nejad, A. Rastgoo, A. Hadi, Exact elasto-plastic analysis of rotating disks made of functionally graded materials, *International Journal of Engineering Science*, Vol. 85, pp. 47-57, 2014.
- [18] M. Hosseini, M. Shishesaz, K. N. Tahan, A. Hadi, Stress analysis of rotating nano-disks of variable thickness made of functionally graded materials, *International Journal of Engineering Science*, Vol. 109, pp. 29-53, 2016.
- [19] Z. Mazarei, M. Z. Nejad, A. Hadi, Thermo-elasto-plastic analysis of thick-walled spherical pressure vessels made of functionally graded materials, *International Journal of Applied Mechanics*, Vol. 8, No. 04, pp. 1650054, 2016.
- [20] G. Galletly, J. Błachut, Torispherical shells under internal pressure—failure due to asymmetric plastic buckling or axisymmetric yielding, *Proceedings of the Institution of Mechanical Engineers, Part C: Journal of Mechanical Engineering Science*, Vol. 199, No. 3, pp. 225-238, 1985.
- [21] J. Błachut, P. Wang, Buckling of Barreled Shells Subjected to External Hydrostatic Pressure, *Journal of Pressure Vessel Technology*, Vol. 123, No. 2, pp. 232-239, 2000.
- [22] P. Jasion, K. Magnucki, Elastic buckling of barreled shell under external pressure, *Thin-Walled Structures*, Vol. 45, No. 4, pp. 393-399, 2007/04/01/, 2007.
- [23] P. Jasion, K. Magnucki, Elastic buckling of clothoidal-spherical shells under external pressure – theoretical study, *Thin-Walled Structures*, Vol. 86, pp. 18-23, 2015/01/01/, 2015.
- [24] H. Wang, S. Ding, L. Li, Z. Sang, B. W. Krakauer, Buckling of thin-walled torispherical heads in water heater tanks, *Thin-Walled Structures*, Vol. 85, pp. 156-164, 2014/12/01/, 2014.
- [25] G. Portela, L. A. Godoy, Wind pressures and buckling of cylindrical steel tanks with a dome roof, *Journal of Constructional Steel Research*, Vol. 61, No. 6, pp. 808-824, 2005/06/01/, 2005.
- [26] J. Błachut, Buckling of sharp knuckle torispheres under external pressure, *Thin-Walled Structures*, Vol. 30, No. 1, pp. 55-77, 1998/01/01/, 1998.
- [27] J. Błachut, V. Vu, Burst pressures for torispheres and shallow spherical caps, *Strain*, Vol. 43, No. 1, pp. 26-36, 2007.
- [28] G. Galletly, S. Radhamohan, Elastic-plastic buckling of internally pressurized thin torispherical shells, *Journal of Pressure Vessel Technology*, Vol. 101, No. 3, pp. 216-225, 1979.
- [29] A. Evkin, M. Kolesnikov, D. A. Prikazchikov, Buckling of a spherical shell under external pressure and inward concentrated load: asymptotic solution, *Mathematics and Mechanics of Solids*, Vol. 22, No. 6, pp. 1425-1437, 2017.
- [30] K. Athiannan, R. Palaninathan, Experimental investigations on buckling of cylindrical shells under axial compression and transverse shear, *Sadhana*, Vol. 29, No. 1, pp. 93, February 01, 2004.
- [31] D. Bennur, A. Anand, T. Jeevan, *Stress Analysis of 2D-Cylindrical Pressure Vessel with Torispherical Endclosure*, 0148-7191, SAE Technical Paper, pp. 2014.
- [32] J. W. Hutchinson, J. M. T. Thompson, Nonlinear buckling behaviour of spherical shells: barriers and symmetry-breaking dimples, *Philosophical Transactions of the Royal Society A: Mathematical, Physical and Engineering Sciences*, Vol. 375, No. 2093, pp. 20160154, 2017.
- [33] K. Magnucki, P. Jasion, Analytical description of pre-buckling and buckling states of barreled shells under radial pressure, *Ocean Engineering*, Vol. 58, pp. 217-223, 2013/01/15/, 2013.
- [34] J. Błachut, Buckling of externally pressurised barreled shells: a comparison of experiment and theory, *International Journal of Pressure Vessels and Piping*, Vol. 79, No. 7, pp. 507-517, 2002/07/01/, 2002.
- [35] T. Niezgodzinski, J. Swiniarski, Numerical calculations of stability of spherical shells, *Mechanics and Mechanical Engineering*, Vol. 14, No. 2, pp. 325-337, 2010.
- [36] J. Adachi, M. Benicek, Buckling of torispherical shells under internal pressure, *Experimental Mechanics*, Vol. 4, No. 8, pp. 217-222, August 01, 1964.
- [37] R. W. Aylward, G. D. Galletly, Elastic buckling of, and first yielding in, thin torispherical shells subjected to internal pressure, *International Journal of Pressure Vessels and Piping*, Vol. 7, No. 5, pp. 321-336, 1979/09/01/, 1979.
- [38] M. E. Golmakani, M. N. Sadraee Far, M. Moravej, Dynamic relaxation method for nonlinear buckling analysis of moderately thick FG cylindrical panels with various boundary conditions, *Journal of Mechanical Science and Technology*, Vol. 30, No. 12, pp. 5565-5575, December 01, 2016.
- [39] M. F. Yang, C. C. Liang, C. H. Chen, A rational shape design of externally pressurized torispherical dome ends under buckling constraints, *Computers & Structures*, Vol. 43, No. 5, pp. 839-851, 1992/06/03/, 1992.
- [40] F. Mehralian, Y. T. Beni, Thermo-electro-mechanical buckling analysis of cylindrical nanoshell on the basis of modified couple stress theory, *Journal of Mechanical Science and Technology*, Vol. 31, No. 4, pp. 1773-1787, April 01, 2017.
- [41] A. Tafreshi, Numerical analysis of thin torispherical end closures, *International Journal of Pressure Vessels and Piping*, Vol. 71, No. 1, pp. 77-88, 1997/04/01/, 1997.
- [42] G. Thurston, Asymmetrical buckling of spherical caps under uniform pressure, *AIAA Journal*, Vol. 2, No. 10, pp. 1832-1833, 1964.
- [43] J. Bocko, P. Lengvarský, Buckling of single-walled carbon nanotubes with and without defects, *Journal of Mechanical Science and Technology*, Vol. 31, No. 4, pp. 1825-1833, April 01, 2017.
- [44] J. R. Fitch, The buckling and post-buckling behavior of spherical caps under concentrated load, *International Journal*

- of Solids and Structures*, Vol. 4, No. 4, pp. 421-446, 1968/04/01/, 1968.
- [45] M. Killpack, F. Abed-Meraim, Limit-point buckling analyses using solid, shell and solid-shell elements, *Journal of Mechanical Science and Technology*, Vol. 25, No. 5, pp. 1105, August 08, 2011.
- [46] M. Ganapathi, T. K. Varadan, Dynamic buckling of orthotropic shallow spherical shells, *Computers & Structures*, Vol. 15, No. 5, pp. 517-520, 1982/01/01/, 1982.
- [47] Y. Fu, Some asymptotic results concerning the buckling of a spherical shell of arbitrary thickness, *International Journal of Non-Linear Mechanics*, Vol. 33, No. 6, pp. 1111-1122, 1998/11/15/, 1998.
- [48] J. Yin, Z. Cao, C. Li, I. Sheinman, X. Chen, Stress-driven buckling patterns in spheroidal core/shell structures, *Proceedings of the National Academy of Sciences*, Vol. 105, No. 49, pp. 19132-19135, 2008.
- [49] R. Ball, J. Burt, Dynamic buckling of shallow spherical shells, *Journal of Applied Mechanics*, Vol. 40, No. 2, pp. 411-416, 1973.
- [50] R. D. Firouz-Abadi, M. M. Fotouhi, M. R. Permoon, H. Haddadpour, Natural frequencies and buckling of pressurized nanotubes using shear deformable nonlocal shell model, *Journal of Mechanical Science and Technology*, Vol. 26, No. 2, pp. 563-573, February 01, 2012.
- [51] M. Mohammadi, M. Hosseini, M. Shishesaz, A. Hadi, A. Rastgoo, Primary and secondary resonance analysis of porous functionally graded nanobeam resting on a nonlinear foundation subjected to mechanical and electrical loads, *European Journal of Mechanics-A/Solids*, 2019.