

()

(*Trichogramma brassicae* Bezdenko)

*

(/ / : / / :)

(IPM)

***Trichogramma brassicae* Bezdenko**

()

a

T_h / ± / / ± /

T_h

b

/ ± / / ± /

***Sitotroga cerealella* *Trichogramma brassicae* :**

Ectomyelois ceratoniae

)

(

.()

.()

()
. ()
. ()

. ()
. ()
() . ()

()
Trichogramma brassicae

. ()

(s)
Ephestia kuehniella
Sitotroga cerealella Zeller Zeller ()

×
() *Ectomyelois ceratoniae* Zeller
(Lep: Pyralidae)

. ()

Trichogramma brassicae

(T_h) (a)

III II

(N) (Na)

$$\frac{N_a}{N_0} = \frac{\exp(P_0 + P_1 N_0 + P_2 N_0^2 + P_3 N_0^3 + P_4 N_0^4)}{1 + \exp(P_0 + P_1 N_0 + P_2 N_0^2 + P_3 N_0^3 + P_4 N_0^4)}$$

P₀, P₁, P₂, P₃, P₄

Trichogramma brassicae Bezdenko (Hym.: Trichogrammatidae)

(Cubic) (Quadratic) (linear)

(P₂) (P₁)

III
II

() () ()

c b (II) a T_h

(III) d

$$N_a = aTN_0 / (1 + aT_h N_0)$$

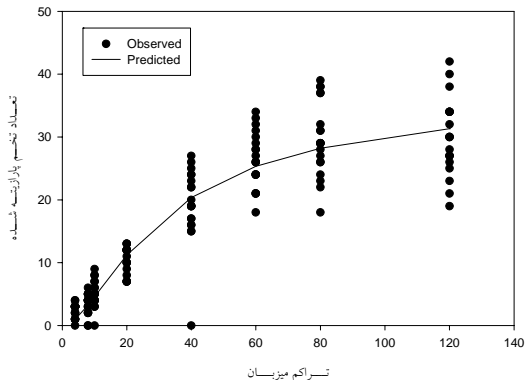
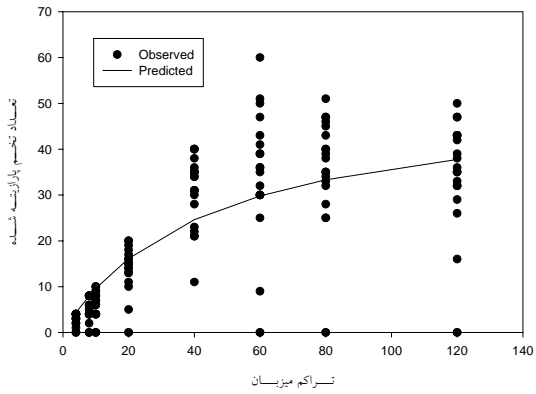
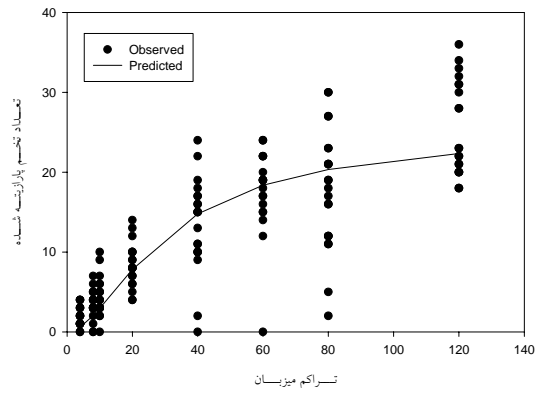
A₄

$$N_a = N_0 \left[1 - \exp\left(-\frac{bN_0 T}{1 + bT_h N_0^2}\right) \right]$$

(× cm)

$$N_a = N_0 \left[1 - \exp\left(-\frac{[b + Db(j)]T N_0}{1 + [b + Db(j)][T_h + DT_h(j)]N_0^2}\right) \right]$$

() T N_a
T_h () a
b



T. brassicae
() () ()

()

()

indicator variable J
 b DT_h Db
 $()$ T_h
 T_h
 $T_h + DT_h$
 DT_h
 $-$ DT_h
 $+ DT_h$ T_h
 T_h
T. brassica
 $()$

T. brassicae

$(/)$
 $(/)$
 $()$

$()$

T. brassicae

P

	/	/	/	/
< /	/	/	/	/
< /	/	/	/	()
< /	/	/	/	
< /	/	/	/	()
/	/	/	/	
/	/	/	/	()
/	/	/	/	

()
Trichogramma

(a)

T. ostrinae Pang et Chen

()

T_h a

Ostrinia nubilalis (Hübner) (Lep.: Pyralidae)

() / /

T. brassicae

)

() ()

/	/	/	/	b
/	/	/	/	T_h
			/	R_2
/	/	/	/	a
/	/	/	/	T_h
			/	R_2
/	/	/	/	b
/	/	/	/	T_h
			/	R_2

()

()

T. pretiosum Riley

Phthorimaea operculella

Zeller

()

b

()

/ T_h / /

T. embryophagum *T. Pintoi* Voegele

Htg

()

T. chilonis Ishii

T_h b

Galleria mellonella Linnaeus

Chilo sacchariphagus Bojer

(b)

(T_h)

T. brassicae ()

Sitotroga cerealella

() *T.* ()

brassicae

REFERENCES

1. Allahyari, H., P. A. Fard & J. Nozari, 2004, Effects of host on functional response of offspring in two populations of *Trissolcus grandis* on the Sunn pest, Journal of Applied Entomology, Vol. 128: 39-43.
2. Arbab Tafti, R., A. Sahragard, L. Salehi & S. Asgari, 2004, Study on functional response of *Trichogramma brassicae* Bezdenko (Hym.: Trichogrammatidae) to different densities of *Sitotroga cerealella* Olivier (Lep.: Gelechiidae) eggs, Journal of Agricultural Science, Vol. 1: 1-8.
3. Attaran, M., 2003, Evaluation of biological attributions of local ecotypes of *Trichogramma brassicae* Bezdenko. (Hym.: Trichogrammatidae), in central and eastern on costal regions of Caspian sea. Islamic Azad University, Tehran Branch, plant pest and disease research institute, 183 pp.
4. Babendreier, D., S. Kuske & F. Bigler, 2003, Non-target host acceptance and parasitism by *Trichogramma brassicae* Bezdenko (Hymenoptera: Trichogrammatidae) in the laboratory, Biological Control, Vol. 26 (2): 128-138.
5. Fathipour, Y., K. Kamali, J. Khalghani & G. Abdollahi, 2001, Functional response of *Trissolcus grandis* (Hym.: Scelionidae) of different egg densities of *Eurigaster integriceps* (Het.: Scutelleridae) and effects of different wheat genotypes on it, Applied Entomology and Phytopathology, Vol.68 (1 & 8): 123-136.
6. Fathipour, Y., H. Dadpour Moghanloo & M. Attaran, 2002, The effect of the type of laboratory host on functional response of *Trichogramma pintoi* Voegelé, Journal of Agricultural Science and Natural Resource, Vol. 9(3): 109-118.
7. Fathipour, Y., M. Haghani, M. Attaran, A. A. Talebi & S. Moharamipour, 2003, Functional response of *Trichogramma embryophagum* (Hym.: Trichogrammatidae) on two laboratory hosts, Journal of Entomological Society of Iran, Vol. 23(1): 41-54.
8. Fathipour, Y., A. Hosseini Gharalori & A. A. Talebi, 2004, Some behavioral characteristics of *Diaeretiella rapae* (Hym.: Aphidiidae) parasitoid of *Brevicoryne brassicae* (Hom.: Aphididae), Iranian Journal of Agricultural Sciences, Vol. 35(2): 393-401.
9. Hassell, M. P. 1978. The dynamics of arthropod predator- prey system. Princeton University, Princeton, New Jersey.

10. Holling, C. S., 1959, Some characteristic of simple types of predation and parasitism, Canadian Entomologist, Vol. 91: 385-398.
11. Holling, C. S., 1966, The functional response of invertebrate predators to prey density, Memoirs of the Entomological Society of Canada, Vol. 48: 1-86.
12. Juliano, S. A. 2001. Non-linear curve fitting: predation and functional response curves. P.p. 159-182. in: S. M. Scheiner and J. Gurevitch (eds.), Design and analysis of ecological experiments. Chapman and Hall, London.
13. Kalyebi, A., W. A. Overholt, F. Schulthess, J. M. Mueke, S.A. Hassan & S. Sithanatham, 2005, Functional response of six indigenous *Trichogrammatid* egg parasitoids (Hym.: Trichogrammatidae) in Kenya: influence of temperature and relative humidity, Biocontrol, Vol. 32: 164-171.
14. Kfir, R., 1983, Functional response to host density by the egg parasite *Trichogramma pretiosum*, Entomophaga, Vol. 28: 345-353.
15. Lashkari, A. A., A. A. Talebi, Y. Fathipour & S. Moharamipour, 2004, Study on the functional response of *Trichogramma brassicae* (Hym.: Trichogrammatidae) on three host species in laboratory condition , pp.35. In: 16th Proceedings of Plant Protection. Tabriz, Iran.
16. Moezipour, M., 2006, Effect of different temperature and humidity treatments on some biological parameters of two *Trichogramma brassicae* Bezdenko populations, collected from pomegranate orchards of Yazd and Saveh, M.Sc. Thesis, Isfahan University of Technology, Pp161.
17. Ragers, D. J., 1972, Random search and insect population models, Journal of Animal Ecology, Vol. 41: 369-383.
18. Reay-Jones, F., J. Rochat., R. Goebel, & E. Tabone. 2006. Functional response of *Trichogramma chilonis* to *Galleria mellonella* and *Chilo sacchariphagus* eggs, Entomologia Experimentalis et Applicata, Vol. 118: 229-236.
19. Wang, B. & D. N. Ferro, 1998, Functional response of *Trichogramma ostrinia* (Hym.: Trichogrammatidae) under laboratory and field conditions, Environmental Entomology. Vol. 27(3): 752-758.